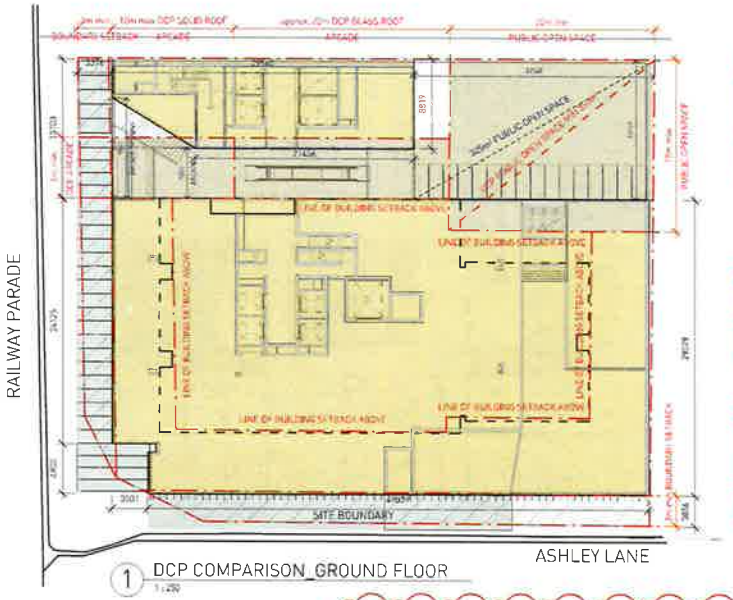

1 DCP COMPARISON_GROUND FLOOR
1 : 250

2 DCP COMPARISON_UP TO 10 STOREYS
1 : 250

3 DCP COMPARISON_UP TO 15 STOREYS
1 : 250

1. FLOOR LEVELS UPDATED
2. EXISTING GROUND FLOOR PLANE UPDATED
3. LEP MAXIMUM BUILDING HEIGHT UPDATED
4. ARCHITECTURAL ROOF FEATURE EXTENT UPDATED

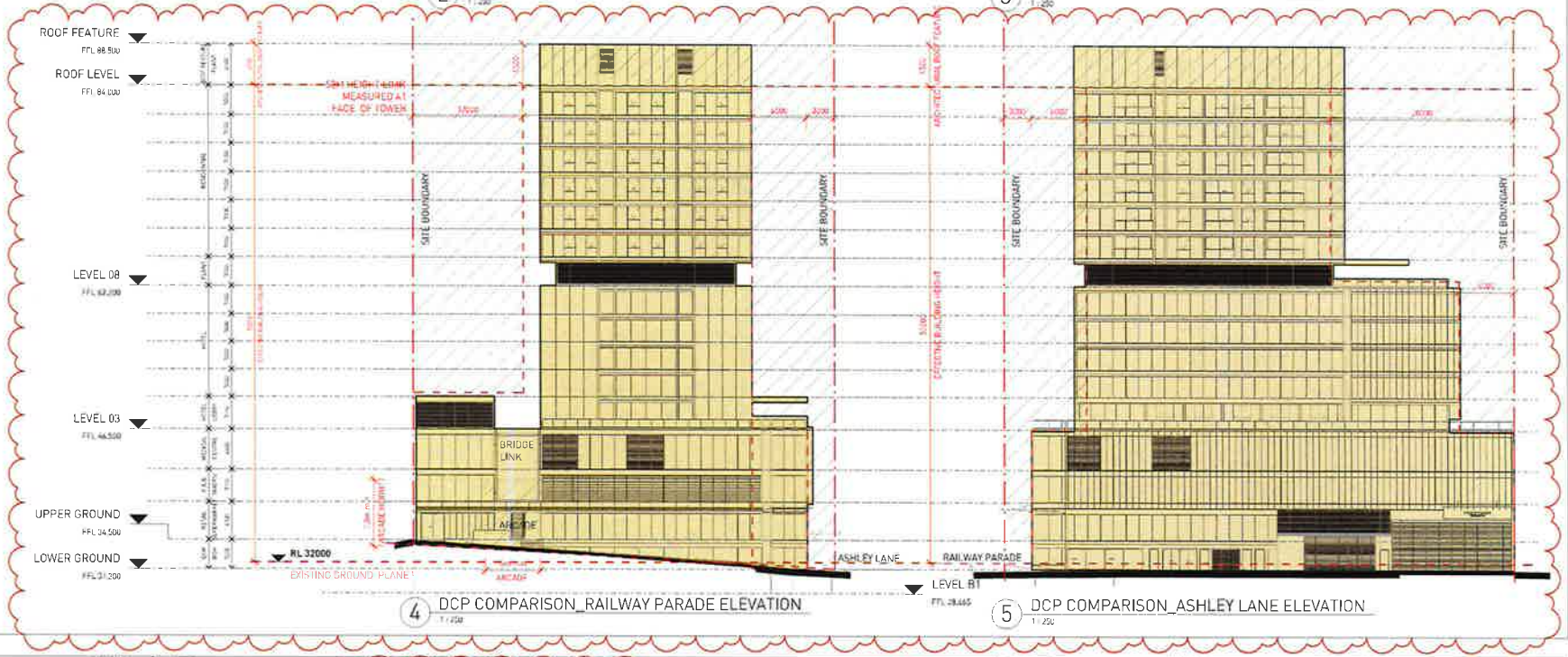

4 DCP COMPARISON_RAILWAY PARADE ELEVATION
1 : 250

5 DCP COMPARISON_ASHLEY LANE ELEVATION
1 : 250

General Notes

1. Do not scale drawings. Dimensions govern.
2. All dimensions are in millimetres unless noted otherwise.
3. All dimensions shall be verified on site before proceeding with the work.
4. All omissions or discrepancies shall be notified to the architect.
5. Mechanical and Electrical plant and services shown indicative only. Refer to Service Engineers drawings.
6. All steelwork section sizes are indicative only. Refer to Structural Engineers drawings for actual sizes.

Copyright

The copyright of this drawing together with any other documents produced by Sissons Architects remains the property Sissons Architects.
Sissons Architects grants licence for the use of this document for the purpose for which it is intended.
The licence is not transferable without the permission of Sissons Architects.

Rev.	Date	Comment
A	16.02.2016	DA SUBMISSION
B	26.10.2016	REVISED DA
C	16.02.19	DA - RFI UPDATE

NOTES

1 EXISTING GROUND LEVEL (RL 32.000) TAKEN AS PER SURVEY: DETAIL PLAN, REF 20746/DET/2 SHEET 1, ISSUE A (8/2001) REFER TO DRAWING DA010 FOR CLARIFICATION

NOTE ADDED

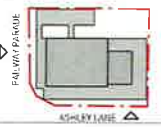

North

Project
24-26 Railway Parade Westmead 2145
NSW

Client
Grid Pty Ltd

Architect
SISSONS ARCHITECTS
Studio 501, Level 5
53 Berry St, North Sydney, NSW 2060
Tel. 02 9956 1902
www.sissonsarchitects.com

Scale
As indicated @A1/LF SCALE @ A3

Drawing Title
DCP COMPARISON

DEVELOPMENT APPLICATION

16-021 DA201 C
Project No. Drawing No. Rev.

TYPE A
APARTMENT LAYOUT

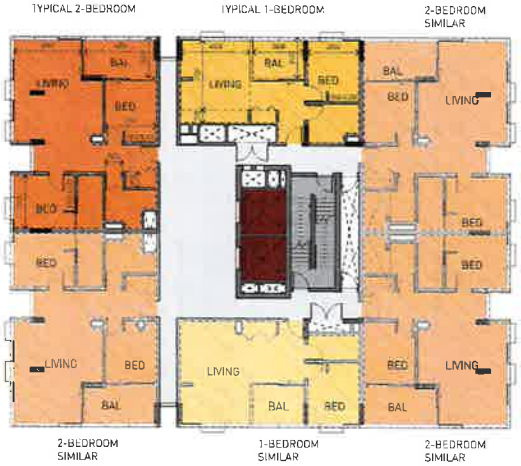

TYPE B
APARTMENT LAYOUT

APARTMENT MIX

LVL	TYPE	S	1B	2B	3B	TOTAL
L9	A	0	2	4	0	6
L10	A	0	2	4	0	6
L11	A	0	2	4	0	6
L12	B	0	1	3	1	5
L13	B	0	1	3	1	5
L14	B	0	1	3	1	5
TOTAL		0	9	21	3	33
MIX		0	27%	64%	9%	100%

RECOMMENDED RATIO

S	5-10%
1B	10-30%
2B	40-75%
3B	10-30%

APARTMENT LAYOUT	1B	2B	3B
MIN GFA	50m²	70m²	90m²
PROVIDED	50m²	80m²	140m²
MIN BALCONY AREA	8m²	10m²	12m²
PROVIDED	8m²	10m²	12m²
MIN BALCONY DEPTH	2m	2m	2.4m
PROVIDED	2.4m	2.4m	3m
MIN BEDROOM AREA	10m²	10m²	10m²
PROVIDED	10m²	10m²	12m²
MIN BEDROOM DEPTH	3m	3m	3m
PROVIDED	3m	3m	3m
MIN LIVING RM DEPTH	3.6m	4m	4m
PROVIDED	4m	4m	4m

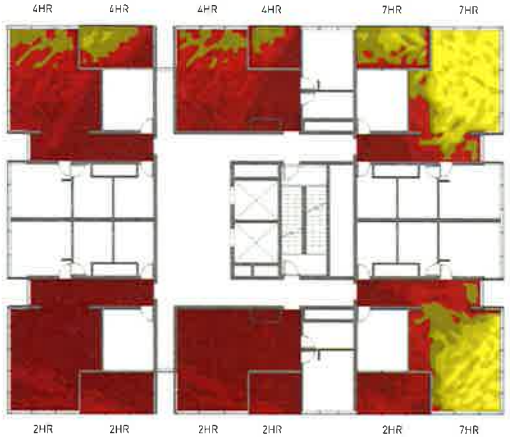

SOLAR & DAY LIGHT ANALYSIS
JUNE 22
9AM TO 3PM

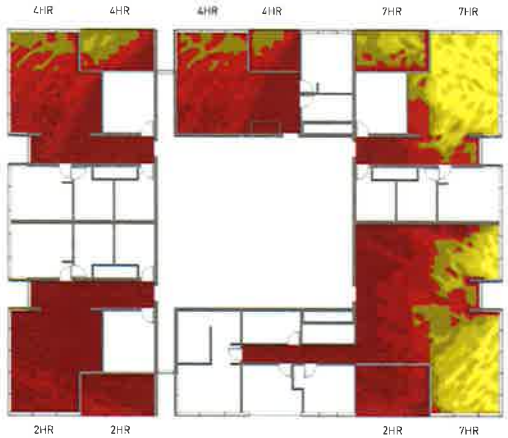

SOLAR & DAY LIGHT ANALYSIS
JUNE 22
9AM TO 3PM

CHECK TABLE

LVL	TYPE	2HR DIRECT SOLAR ACCESS
L9	A	6/6
L10	A	6/6
L11	A	6/6
L12	B	5/5
L13	B	5/5
L14	B	5/5

2HR DIRECT SOLAR ACCESS 33/33 = 100%
MIN REQUIRED 70%

General Notes:
1. Do not scale drawings. Dimensions govern.
2. All dimensions are in millimetres unless noted otherwise.
3. All dimensions shall be verified on site before proceeding with the work
4. All omissions or discrepancies shall be notified to the architect
5. Mechanical and Electrical plant and services shown are indicative only. Refer to Services Engineers drawings.
6. All playework section & elevations indicative only. Refer to Structural Engineer's drawings for actual sizes.

Copyright
The copyright of this drawing together with any other documents prepared by Sissons Architects remains the property Sissons Architects.
Sissons Architects grants licence for the use of this document for the purpose for which it is intended. The licence is not transferable without the permission of Sissons Architects.

Rev	Date	Comment
A	18.06.2018	DA SUBMISSION
B	16.10.2018	REVISED DA

NOTE

AREAS AND DIMENSIONS ARE PRELIMINARY ONLY BASED ON DA SET. SUBJECT TO STRUCTURAL AND SERVICES COORDINATION, GENERAL DESIGN DEVELOPMENT AND CONSTRUCTION TOLERANCES.

North

Project
24-26 Railway Parade Westmead 2145 NSW

Client
Drill Pty Ltd

Architect
SISSONS ARCHITECTS
Studio 501, Level 5
53 Berry St North Sydney, NSW 2060
Tel. 02 8904 1863
www.sissonsarchitects.com

Scale
As indicated @HALF SCALE @ A3

Drawing Title
SEPP 65 STUDY - SOLAR ACCESS, APARTMENT MIX & LAYOUT
DEVELOPMENT APPLICATION

16-021 DA304 B
Project No. Drawing No. Rev.

BASEMENT STORAGE AMENDED

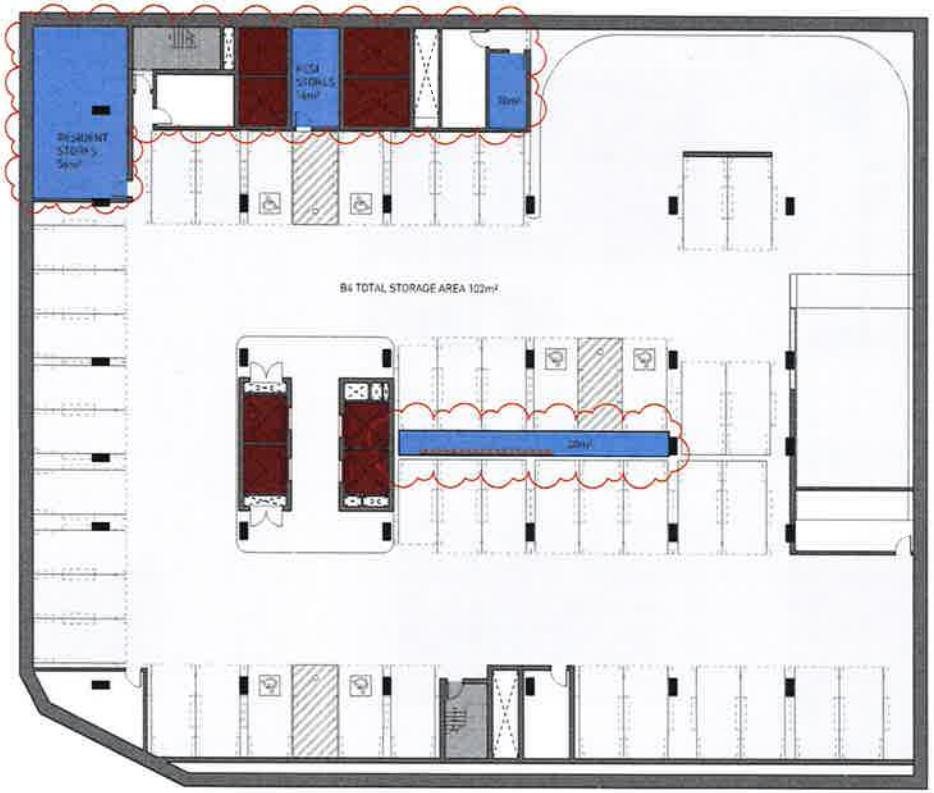

STORAGE CALCULATIONS AMENDED

1 BED
INTERNAL STORAGE AREA 3.68m²

750W x 765L x 1500H (UNDER / OVER BENCH)
0.86M²
750W x 2200L x 1200H (UNDER / OVER BENCH)
1.98M²
750W x 750 L x 1500 H (UNDER / OVER BENCH)
0.84m²

2 BED
INTERNAL STORAGE AREA 4.758M²

550W x 3000L x 600H (UNDER BENCH)
0.99M²
600W x 1600L x 900H (UNDER BENCH)
0.864M²
860W x 1100L x 1500H (UNDER / OVER BENCH)
1.419M²
750W x 2200L x 900H (UNDER BENCH)
1.485M²

3 BED
INTERNAL STORAGE AREA 10.232M²

750W x 2850L x 2400H (FULL HEIGHT)
5.13M²
750W x 2450L x 600H (UNDERBENCH)
1.102SM²
600W x 1600L x 600H (UNDERBENCH)
0.576M²
1100W x 2950L x 600H (OVERHEAD)
1.947M²
1100W x 1500L x 900H (UNDERBENCH)
1.485M²

1 BED TOTAL STORAGE: 6M²
INTERNAL 3.68M²
EXTERNAL 2.32M²
TOTAL EXTERNAL STORAGE FOR 9 UNITS: 2.32M² X 9 = 20.88M²

2 BED TOTAL STORAGE: 8M²
INTERNAL 4.758M²
EXTERNAL 3.242M²
TOTAL EXTERNAL STORAGE FOR 21 UNITS: 3.242M² X 21 = 68.082M²

3 BED TOTAL STORAGE: 10M²
INTERNAL10.232M²
EXTERNAL - NOT REQUIRED DUE TO SUFFICIENT INTERNAL STORAGE

TOTAL EXTERNAL STORAGE REQUIRED FOR 1&2 BED: 88.962M²
TOTAL EXTERNAL STORAGE PROVIDED IN BASEMENT 4: 102M²

ADG STORAGE PROVISION SATISFIED.

REFER DA304 FOR APARTMENT MIX.

Objective 4G-1

Adequate, well designed storage is provided in each apartment

Design criteria

1. In addition to storage in kitchens, bathrooms and bedrooms, the following storage is provided:

Dwelling type	Storage size volume
Studio apartments	4m³
1 bedroom apartments	6m³
2 bedroom apartments	8m³
3+ bedroom apartments	10m³

At least 50% of the required storage is to be located within the apartment

General Notes

1. Do not scale drawings. Dimensions govern.
2. All dimensions are in millimetres unless noted otherwise.
3. All dimensions shall be verified on site before proceeding with the work.
4. All omissions or discrepancies shall be referred to the architect.
5. Mechanical and Electrical ducts and exhausts shown are indicative only. Refer to Services Engineer's drawings.
6. All stormwater pipes are indicative only. Refer to Structural Engineer's drawings for actual sizes.

Copyright

The copyright of this drawing together with any other documents prepared by Sissons Architects remains the property Sissons Architects.
Sissons Architects grants licence for the use of this document for the purpose for which it is intended. The licence is non transferable without the permission of Sissons Architects.

Rev	Date	Comment
A	28.05.2018	DA SUBMISSION
B	26.10.2018	REVISED DA

NOTE

AREAS AND DIMENSIONS ARE PRELIMINARY ONLY BASED ON DA SET, SUBJECT TO STRUCTURAL AND SERVICES COORDINATION, GENERAL DESIGN DEVELOPMENT AND CONSTRUCTION TOLERANCES.

North

Project
#4-26 Railway Parade Westmead 2145
NSW

Client
Grid Pty Ltd

Architect
SISSONS ARCHITECTS
Studio 501, Level 5
53 Berry St, North Sydney, NSW 2060
Tel: 02 8904 1863
www.sissonsarchitects.com

Scale
As indicated @ HALF SCALE @ A3

Drawing Title
SEPP 65 STUDY - APARTMENT STORAGE

DEVELOPMENT APPLICATION

Project No. 16-021 Drawing No. DA305 Rev. B

1. LEVEL 12-14
1 : 400

4. LEVEL 04-07
1 : 400

7. LEVEL 01
1 : 400

9. LEVEL B1
1 : 400

12. LEVEL B4
1 : 400

2. LEVEL 09-L11
1 : 400

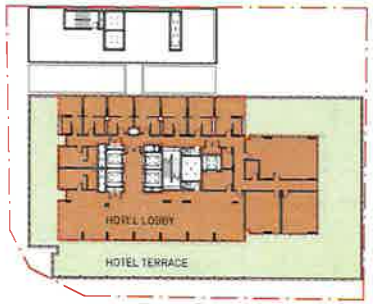

5. LEVEL 03
1 : 400

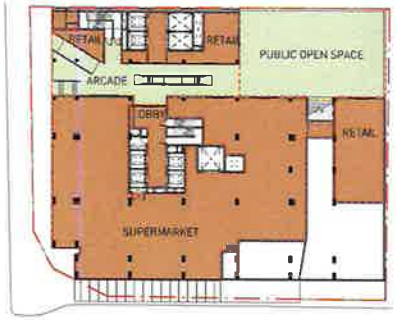

8. GROUND FLOOR
1 : 400

10. LEVEL B2
1 : 400

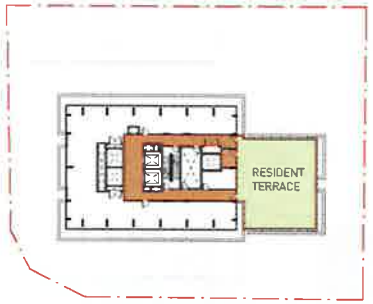

3. LEVEL 08
1 : 400

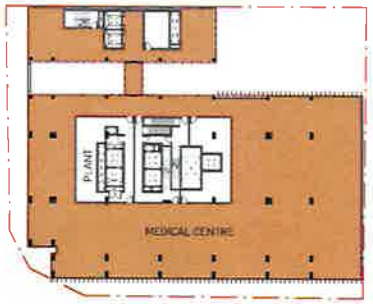

6. LEVEL 02
1 : 400

10 LOWER GROUND
1 : 400

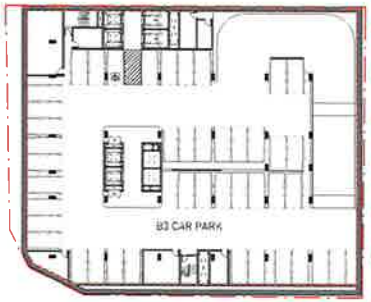

11. LEVEL B3
1 : 400

PLANS AND NOTES UPDATED

LEVEL	AREA
UPPER GROUND	45 m²
LEVEL 08	80 m²
LEVEL 09	524 m²
LEVEL 10	524 m²
LEVEL 11	524 m²
LEVEL 12	530 m²
LEVEL 13	530 m²
LEVEL 14	530 m²
RESIDENTIAL GFA	3787 m²

LEP REQUIREMENT
MAX RESI FSR = 1.5 : 1
MAX RESI GFA = 3,771 m²

LEVEL	AREA
LEVEL B1	731 m²
LOWER GROUND	22 m²
UPPER GROUND	1186 m²
LEVEL 01	1191 m²
LEVEL 02	1325 m²
LEVEL 03	715 m²
LEVEL 04	712 m²
LEVEL 05	712 m²
LEVEL 06	712 m²
LEVEL 07	712 m²
LEVEL 08	80 m²
LEVEL 09	524 m²
LEVEL 10	524 m²
LEVEL 11	524 m²
LEVEL 12	530 m²
LEVEL 13	530 m²
LEVEL 14	530 m²
TOTAL GFA	11760 m²

LEP REQUIREMENT
FSR = TOTAL GFA / SITE AREA (2514M²)
MAX FSR = 4.5 : 1
MAX GFA = 11,313m²

NOTE

AREAS ARE PRELIMINARY ONLY BASED ON DA SET. SUBJECT TO STRUCTURAL AND SERVICES COORDINATION, GENERAL DESIGN DEVELOPMENT AND CONSTRUCTION TOLERANCES.

General Notes

1. Do not scale drawings. Dimens ons govern.
2. All dimensions are in millimetres unless noted otherwise.
3. All dimensions shall be verified on site before proceeding with the work
4. All omissions or discrepancies shall be notified to the architect
5. Mechanical and Electrical plan and services shown are indicative only. Refer to Service Engineers drawings.
6. All sitework section sizes are indicative only. Refer to Structural Engineers drawings for actual sizes

Copyright

The copyright of this drawing together with any other documents prepared by Sissons Architects remains the property Sissons Architects.
Sissons Architects grants licence for the use of this document for the purpose for which it is intended. The licence is not transferable without the permission of Sissons Architects.

Rev	Date	Comment
A	26.10.2016	DA SUBMISSION
B	24.11.2016	REVISED DA

North

Project
24-26 Railway Parade Westmead 2145 NSW

Client
Drill Pty Ltd

Architect
SISSONS ARCHITECTS
Studio 501, Level 5
53 Berry St. North Sydney, NSW 2060
Tel. 02 9956 1950
www.sissonsarchitects.com

Scale
1 : 400 @A1 HALF SCALE @ A3

Drawing Title
AREA PLANS - GFA

DEVELOPMENT APPLICATION

Project No. 16-021 Drawing No. DA451 Rev. B

LEVEL	AREA
LEVEL B4	2403 m²
LEVEL B3	2403 m²
LEVEL B2	2403 m²
LEVEL B1	2081 m²
LOWER GROUND	1019 m²
UPPER GROUND	2158 m²
LEVEL 01	2076 m²
LEVEL 02	1780 m²
LEVEL 03	1898 m²
LEVEL 04	1294 m²
LEVEL 05	866 m²
LEVEL 06	866 m²
LEVEL 07	866 m²
LEVEL 08	866 m²
LEVEL 09	666 m²
LEVEL 10	666 m²
LEVEL 11	666 m²
LEVEL 12	666 m²
LEVEL 13	666 m²
LEVEL 14	666 m²
LEVEL 15	666 m²
TOTAL GBA	27643 m²

LEVEL	AREA
UPPER GROUND	124 m²
LEVEL 01	247 m²
LEVEL 03	1051 m²
LEVEL 04	428 m²
LEVEL 08	337 m²
LEVEL 15	666 m²
TOTAL ROOF AREA	2853 m²

PLANS AND NOTES UPDATED

NOTE

AREAS ARE PRELIMINARY ONLY BASED ON DA SET, SUBJECT TO STRUCTURAL AND SERVICES COORDINATION, GENERAL DESIGN DEVELOPMENT AND CONSTRUCTION TOLERANCES.

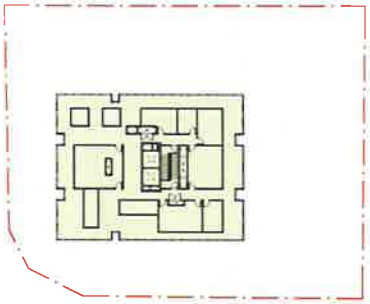

1 LEVEL 15 ROOF
1 : 400

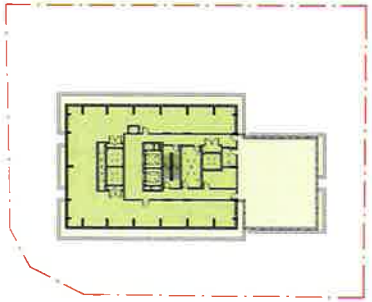

3 LEVEL 08
1 : 400

4 LEVEL 04-L07
1 : 400

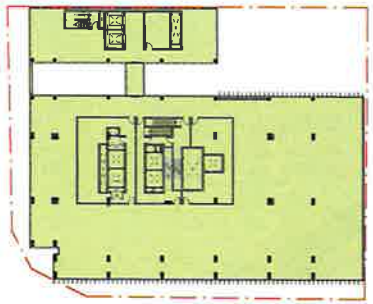

6 LEVEL 02
1 : 400

7 LEVEL 01
1 : 400

9 LOWER GROUND FLOOR
1 : 400

10 LEVEL B1
1 : 400

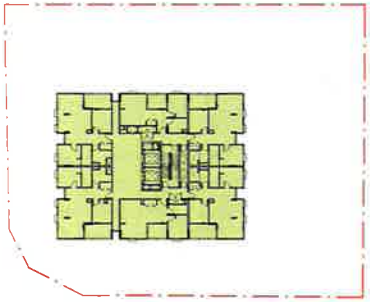

2 LEVEL 09-L14
1 : 400

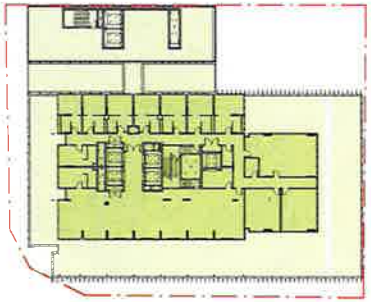

5 LEVEL 03
1 : 400

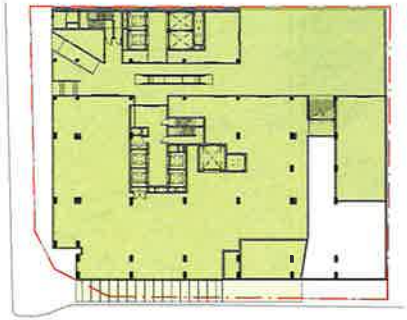

8 UPPER GROUND FLOOR
1 : 400

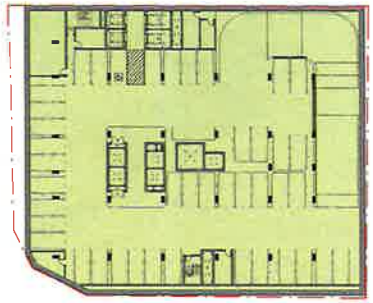

11 LEVEL B2 - B4
1 : 400

General Notes

1. Do not scale drawings. Dimensions govern.
2. All dimensions are in millimetres unless noted otherwise.
3. All dimensions shall be verified on site before proceeding with the work.
4. All omissions or discrepancies shall be referred to the architect.
5. Mechanical and Electrical plant and services shown are indicative only. Refer to Service Engineers drawings.
6. All steelwork section sizes are indicative only. Refer to Structural Engineer drawings for actual sizes.

Copyright

The copyright of this drawing together with any other documents prepared by Sissons Architects remains the property Sissons Architects.
Sissons Architects grants licence for the use of this document for the purpose for which it is intended. The licence is not transferable without the permission of Sissons Architects.

Rev	Date	Comment
A	16.05.2016	DA SUBMISSION
B	06.10.2016	REVISED DA

North

Project
24-26 Railway Parade Westmead 2145 NSW

Client
Drill Pty Ltd

Architect
SISSONS ARCHITECTS
Studio 501, Level 5
53 Berry St. North Sydney, NSW 2060
Tel. 02 8904 1653
www.sissonsarchitects.com

Scale
1 : 400 @A1 HALF SCALE @ A3

Drawing Title
AREA PLANS - GBA

DEVELOPMENT APPLICATION

Project No. 16-021 Drawing No. DA452 Rev. B



1 ISOMETRIC VIEW SOUTH EAST

2 ISOMETRIC VIEW SOUTH WEST

General Notes

1. Do not scale drawings. Dimensions given in millimetres unless noted otherwise.
2. All dimensions are in millimetres unless noted otherwise.
3. All dimensions shall be verified on site before proceeding with the work.
4. All omissions or discrepancies shall be notified to the architect.
5. Mechanical and Electrical plant and services shown are indicative only. Refer to Service Engineers drawings.
6. All joinery section sizes are indicative only. Refer to Structural Engineers drawings for actual sizes.

Copyright

The copyright of this drawing together with any other documents prepared by Sissons Architects remains the property Sissons Architects.
Sissons Architects grants licence for the use of this document for the purpose for which it is intended. The licence is not transferable without the permission of Sissons Architects.

Rev.	Date	Comment
A	24.10.2016	DA SUBMISSION
B	24.10.2016	REVISED DA
C	05.05.17	DA - RFI UPDATE

North

Project
24-28 Railway Parade Westmead 2145
NSW

Client
Grvi Pty Ltd

Architect
SISSONS ARCHITECTS
Studio 501, Level 5
50 Berry St. North Sydney. NSW 2060
Tel: 02 9904 1802
www.sissonsarchitects.com

Scale
@A1 HALF SCALE @ A3

Drawing Title
ISOMETRIC VIEWS

DEVELOPMENT APPLICATION

Project No. 16-021 Drawing No. DA591 Rev. C

1 ISOMETRIC VIEW NORTH WEST

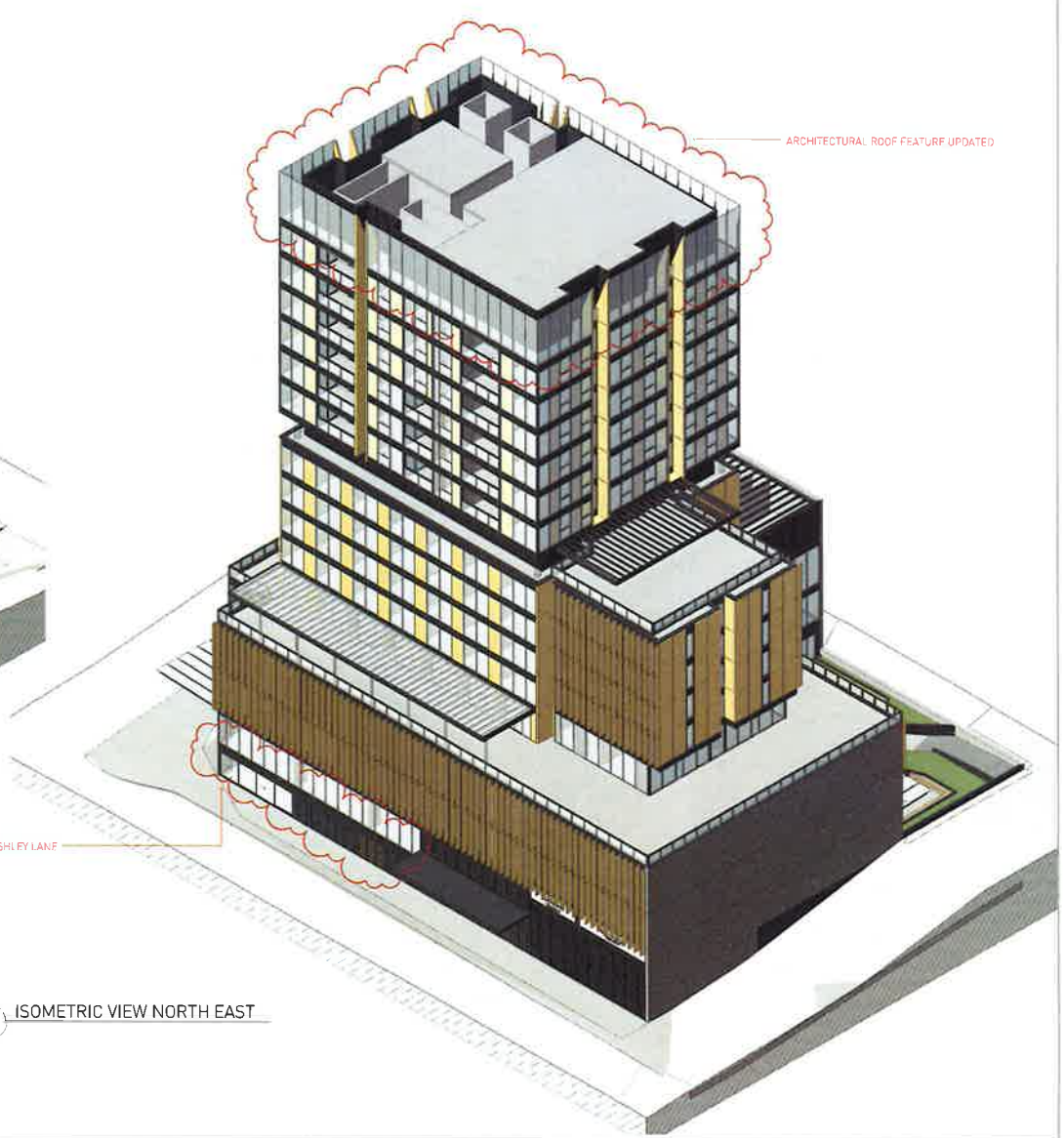

2 ISOMETRIC VIEW NORTH EAST

General Notes

1. Do not scale drawings. Dimensions govern.
2. All dimensions are in millimetres unless noted otherwise.
3. All dimensions shall be verified on site before proceeding with the work.
4. All omissions or discrepancies shall be notified to the architect.
5. Mechanical and Electrical plant and services shown are indicative only. Refer to Service Engineers drawings.
6. All steelwork section sizes are indicative only. Refer to Structural Engineers drawings for serial sizes.

Copyright

The copyright of this drawing together with any other documents prepared by Sissons Architects remains the property Sissons Architects.
Sissons Architects grants licence for the use of this document for the purpose for which it is intended. The licence is not transferable without the permission of Sissons Architects.

Rev.	Date	Comment
A	18.02.2016	DA SUBMISSION
B	26.10.2016	REVISED DA
C	15.02.19	DA - RFI UPDATE

North

Project
24-28 Railway Parade Westmead 2145
NSW

Client
Grill Pty Ltd

Architect
SISSONS ARCHITECTS
Studio 501, Level 5
52 Berry St, North Sydney, NSW 2060
Tel: 02 8904 1803
www.sissonsarchitects.com

Scale
@A1 HALF SCALE @ A3

Drawing Title
ISOMETRIC VIEWS

DEVELOPMENT APPLICATION

16-021 DA592 C
Project No. Drawing No. Rev.

1 VIEW FROM SOUTHEAST

2 VIEW FROM SOUTHWEST

General Notes

1. Do not scale drawings. Dimensions govern.
2. All dimensions are in millimetres unless noted otherwise.
3. All dimensions shall be verified on site before proceeding with the work
4. All omissions or discrepancies shall be notified to the architect
5. Mechanical and Electrical plant and services shown are indicative only. Refer to Service Engineers drawings.
6. All steelwork section sizes are indicative only. Refer to Structural Engineers drawings for serial sizes.

Copyright

The copyright of this drawing together with any other documents prepared by Sissons Architects remains the property Sissons Architects.
Sissons Architects grants licence for the use of this document for the purpose for which it is intended.
The licence is not transferable
without the permission of Sissons Architects.

Rev.	Date	Comment
A	19.05.2016	DA SUBMISSION
B	26.10.2016	REVISED DA
C	10.05.19	DA - RFI UPDATE

North

Project
24-28 Railway Parade Westmead 2145
NSW

Client
Grill Pty Ltd

Architect
SISSONS ARCHITECTS
Studio 501, Level 5
50 Berry St, North Sydney, NSW 2060
Tel: 02 8904 1800
www.sissonsarchitects.com

Scale
@A1 HALF SCALE @ A3

Drawing Title
PERSPECTIVE VIEWS

DEVELOPMENT APPLICATION

16-021 DA593 C
Project No. Drawing No. Rev.

1 VIEW FROM NORTHWEST

2 VIEW FROM NORTHEAST

General Notes

1. Do not scale drawings. Dimensions govern.
2. All dimensions are in millimetres unless noted otherwise.
3. All dimensions shall be verified on site before proceeding with the work.
4. All omissions or discrepancies shall be notified to the architect.
5. Mechanical and Electrical plant and services shown are indicative only. Refer to Services Engineers drawings.
6. All steelwork section sizes are indicative only. Refer to Structural Engineers drawings for serial sizes.

Copyright

The copyright of this drawing, together with any other documents prepared by Sissons Architects remains the property Sissons Architects.
Sissons Architects grants licence for the use of this document for the purpose for which it is intended. The licence is not transferable without the permission of Sissons Architects.

Rev.	Date	Comment
A	24.07.2018	DA SUBMISSION
B	29.10.2018	REVISED DA
C	08.03.19	DA - RFI UPDATE

North

Project
24-26 Railway Parade Westmead 2145
NSW

Client
Grid Pty Ltd

Architect
SISSONS ARCHITECTS
Studio 301, Level 5
53 Berry St, North Sydney, NSW 2060
Tel. (02 8904 1800
www.sissonsarchitects.com

Scale
@A1 HALF SCALE @ A3

Drawing Title
PERSPECTIVE VIEWS

DEVELOPMENT APPLICATION

Project No. 16-021 Drawing No. DA594 Rev. C